


No	T(mm)	L(mm)	W(mm)	Stc.
1	16	200	150	2
2	16	868	150	1
3	16	868	80	1

K1



8 X 35

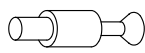
6

M1



4

M2



4

I1



4

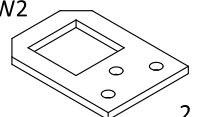
D6



3.5 x 13

6

W2



2

